


## UK 系列组合型接线端子排 UK SERIES COMBINED TERMINAL BLOCK


UK系列组合型接线端子排产品设计新颖、结合合理，其定位座部分的特殊设计，能方便而快速地将每一极端子既可安装在NS35/7.5型；也可安装在NS32型的标准安装轨上；封闭形的螺钉引导孔，既能方便普通螺丝刀的操作，又可防止螺钉旋松后跌落机外，通过接入端子中央的中心联络件或插入锥形接线孔的边插联络件可实现端子间的电位分配顶部二端采用白色标记系统，以实现统一标识；对于多个截面等级的端子配备有通用的附件，如：端板、分组隔板、隔片等；绝缘外壳的材料采用机械强度高，电气性能好，弹性极佳的进口工程塑料—聚酰胺(尼龙66)。

Series UK combined terminal block has novel design and reasonable structure. The special design of the part of fixed position can easily and quickly install each pole's terminal on the type NS35/7.5 or NS 32 standard installing rail. Closed nail guiding hole can make common screw knife operate easily and can also prevent nails from loosening to fall down. Through the middle of terminal's center contact piece or inserting basic conic connecting-wire hole's insertion contact piece, realize the potential distribution among terminals, the two sides of the top use white mark system to realize unified mark. The terminals with several section grade are equipped with general accessories, such as end cover partition, division plate, separating plate and so on. The material of insulating shell uses engineering plastic-polyamide (nylon 66) with high mechanical strength and excellent electric performance and excellent elasticity.




**通用型接线端子**适应于一般电气线路的连接，根据所需连接的导线横截面(最大可达35mm<sup>2</sup>)可选择不同规格的端子，以节省空间和使用成本。

Universal terminal block is used in the connection of common electrical circuits, choose the terminals with different specification to save space and use cost according to the special-wire section (the maximum is 35mm<sup>2</sup>).




**通用型**接线端子主要用于接地功能，也可用于接零功能，具有相应规格端子的电流承受能力。其技术要求如低接触电阻；防腐蚀连接点；黄绿标志和注册的电路识别，均能满足有关标准的有关规定。

Universal terminal is mainly used in connecting-ground and connecting-neutral line, and has the corresponding specification terminal's current withstand. The technical demands of contacting resistance, corrosion-proof connection point, yellow and green sign, and registered circuit distinguish can meet the related stipulation of the standard concerned.




**通用型大电流接线端子**在结构的设计上保证了大截面导线的可靠连接点对中；压线框的底面带有槽纹，确保接线后接触表面具有低值过渡电阻；利用弹性元件实现螺钉的自锁。

Universal high current terminal blocks guarantee big section special-wire's reliable connection on the structure of design: arris inserting pressing-wire frame with slot to guarantee the connecting surface has low volume transition resistance after connecting wire, use elastic element to realize the self-lock of nail.




**特殊型**接线端子是为了将两根或更多的导线接到一个组合端子上以解决线路中的电位分配。尤其是当所接导线的类型和截面尺寸差别很大时更为适用。

Special terminal block connects two or more wires to a combined terminal to solve the potential in the circuit, especially, it is more suitable that there are big difference between the wire type and section dimension.




**双层型**接线端子具有通用型端子在相同的空间位置上两倍的接线容量，其上下两层在设计上错开了2.5mm的空间，不仅在视觉上条理分明，同时在上层接线的情况下，螺丝刀能在下层区域内很方便的接线作业，且标识清晰。

Double-level terminal block's connecting-wire capacity is twice than universal terminal in the same space's position, There is 2.5mm space between the up and down layers, it has clear orderliness in visual sense, meanwhile, under the condition of up-layer wiring, screwdriver is easy to do wiring work in the down area, and with clear mark.




**保险丝型**接线端子的设计特点是采用分断旋臂来接入G型保险丝，操作十分方便，外壳采用全封闭安全可靠，带发光显示的端子会给出保险丝的通断信号。

The design feature of fuse terminal block is that it use breaking revolving-arm to connect G type fuse with easy operation and the shell use full-closed security, The terminal with light gives the switch-off signal of fuse.



**试验型**接线端子起开关作用的可滑动金属件能通过端子压线框所能承受最大工作电流，切换时用螺旋刀旋松螺钉，移动滑块，则开关位置清晰可见，其两端设有测试插座，配用相应的试验插头可形成测试连接，测量电流时可不中断操作。

Test type terminal's movable metal piece which has the function of switch can bear max working current through terminal pressing-wire frame, use screwdriver to relax the nails when shifting. Move the slide block and see the switch position to form test connection. Don't stop operating if testing current.



**刀闸分断型**接线端子采用闸刀形式进行线路的通断操作，其功能同样具有试验端子的功能，接触电阻小，载流量达16A，闸刀钮以鲜橙标志，清晰醒目。

Knife disconnect type terminal uses knife to break the circuit. Its function is also to test terminal. small contact resistance, carrying current can reach 16A, knife buttons are orange and very clear.

## 接线端子排附件的应用

### THE APPLICANCE OF TERMINAL BLOCK'S ACCESSORIES

UK系列组合型接线端子排具有品种齐全的附件，通过方便地使用体积小，容易安装的附件，使行该系列产品对于所有的接线意图和满足各种电路要求的愿望都能以既节省安装空间又便于实际操作方式得以实现。除了图示的各类典型附件的使用方法和实施功能外，在产品介绍中出现的其它附件均有其独特的优点。


各类附件在结构的设计上充分考虑了各种电路的需求和使用的方便及安全性，当在一个很薄的端子上要实现二个以上功能时必有几个附件配用后能够圆满实现。

Series UK combined terminal block has complete range of accessories, through the accessories with small volume and easy to install, make the series products save the installing space and operate easily whatever all the connection purposes of the desire for meeting all kinds of circuit demand. Except the use way of each typical accessories and its implement function. Other accessories in the product introduction have their special advantages. Each type of accessories fully consider all kinds of circuit's demand and the convenience and safety of usage on the structure of design. When a thin terminal wants to realize more two functions, it must be equipped with several accessories.




**边插联络件**是在端子中央为满足其它功能面是无法连接时采用锥形接线孔形成联络端子组的方式。因其须压在导线下面而使连接空间减少一个导线截面的等级，每组10极可任意分开，背部有塑料绝缘层以防电击。

Insertion contact piece is the way of using basiconic connecting-wire hole to form contact terminal group but can not be connected in the middle of terminal. It must be pressed under the wire, so the connection space will reduce a grade of wire section. 10 poles of every group can be separated freely, with plastic insulating level in the back in order to prevent voltage surge.



**分组隔板**用于各端子组的分隔，具分组视觉和电气隔离的双重效果。


Partition plate is used in separating each terminal group, with the double result of division visual and electric separation.



**安装轨 Installing rail**

终端固定件适用于□型和∟型安装轨，起端子排二端的定位作用。

The end fixed piece, is for mounting on installing rail of □ and ∟, make fixed position for the sides of terminal block.



**试验插头**由φ2.3和φ4两个规格与这相对应的(装在端子导电件中心螺孔上)测试插座形成的测试连接，可检测接线端子排在运行时的各类电气参数。试验插头手柄有八种颜色可供选用。

Test plug with the φ2.3 and φ4 specification and the corresponding test socket (install on terminal conducting piece center's screw hole) form test connection, which can check all kinds of electrical parameter of working terminal. Test plug handles have eight colours to choose.




**标记条**主要用于标识各端子在接线端子排中的顺序位置或对应电路中导线连接点的标志。每条10位，能横（竖）向打印数码和字母或其它标识内容，可在端子组装配成排后快速安装在上部两端的标记槽内。

Mark strip is mainly used for marking each terminal's sequence among terminal block or sign of the wire connection point in the corresponding circuit. Every strip is 10 bit, which can print digital and letters or other mark content in transverse and vertical direction. After installing the terminal group into the block, be installed quickly in the marking groove at the top of two sides.




**绝缘隔片**用于相邻的联络端子组的直观和电气隔离。所有联络端子组的两端必须加装绝缘隔片，可在接线端子排组装后再插入，不会影响整体空间。

Insulating spacer can be used in adjacency contact terminal group's object and electrical separation. All contact terminal group's two sides must install insulating spacer. It can insert after install the connecting-wire terminal block, which can not effect the whole space.



**中心联络件**用于连接相邻端子形成联络端子组，每10极为一组，可任意分割，亦可加装短装片实现10极以上的联络组合，用带绝缘套的螺钉与端子导电片紧固。

Center connection piece is used in connecting adjacency terminal to form contact terminal group. Each 10 pole of one group, which can be divided freely. Add short piece to realize over 10 pole's contact combination. Use nail with insulating sleeve to fix terminal conducting piece.



**跨接联络件**用于端子中央跨越任意极联络不相邻的端子形成跨接联络组。联络点采用铜制导电块实现在联络片和端子导电件间的电气连接，并用带绝缘套的螺钉使之紧固。

Jumper contact piece is used in stepping over any pole to contact nonadjacency terminal in the middle of terminal to cross under contact group. Contact point use copper conducting block to realize the electrical conduction between contact piece and terminal electric conductive piece and fix with insulating sleeve and screw.